

Peaceful Deer Gift Card Holder

Peaceful Prints

Terri Brumagim
tbrumagim@msn.com
<https://terribrumagim1.stampinup.net/>



Supplies:

- **Stamp Sets** – Peaceful Deer Bundle (156391); Snowflake Wishes (158267)
- **Card Stock** – Basic Black (121045); Basic White (159276); Peaceful Prints 12" X 12" Specialty Designer Series Paper (156628)
- **Stamp Pads** – Memento Tuxedo Black (132708); Real Red (147084)
- **Misc.** – Lovely Labels Pick a Punch (152883); Black 3/8" Glittered Organdy Ribbon (147897); Silver & Clear Epoxy Essentials (155567); Mini Glue Dots (103683); Stampin' Dimensionals (104430); Stampin' Seal + (149699); Paper Trimmer (152392)

Measurements:

- Basic Black: 11 x 4 1/4, Score at 1 1/4 and 5 1/2, 3" x 4", 3/4" x 4"
- Basic White: 2 3/4 x 4 (front), 4" x 4" (inside), 1/2" x 3 1/2"
- DSP: 2 pieces @ 1 x 4, 4" x 4", red/black plaid scrap to punch out deer.

Instructions:

- Start with card base Basic Black 11 x 4 1/4, Score at 1 1/4 and 5 1/2. Fold over the 1 1/4 score line and adhere just the right and left side with Stampin' Seal (this becomes the inside left). This is where the gift card will go.
- Let's do all the stamping 1st: Using the Snowflake from Snowflake Wishes & Memento Tuxedo Black,

Peaceful Deer Gift Card Holder

Peaceful Prints

Terri Brumagim
tbrumagim@msn.com
<https://terribrumagim1.stampinup.net/>

random stamp snowflakes on the Basic White 2 3/4 x 4 and stamp the fawn in the lower left corner with the Basic White CS 4" x 4" for the inside.

- Using Real Red Ink, stamp *It's the best Time OF year* on the Basic White 1/2" x 4" & also *WISHING YOU A wonderful year AND friendship dear* on the top center with the Basic White CS 4" x 4" attach to the inside.
- Take the 4" x 4" DSP adhere to the front flap. Open the flap & adhere 1 of the 1" x 4" to the left inside fold & the other strip to the far right.
- Adhere the random stamp snowflakes to the Basic Black 3" x 4". Attach to the center of front flap on top of the Peaceful Prints DSP.
- Using the Lovely Labels Pick a Punch, punch both ends of the stamped *It's the best Time OF year* & also the 1" x Basic Black Strip. Attach together with the Stampin' Dimensionals. Adhere to the stamped snowflake front with Stampin' Dimensionals.
- Use the Peaceful Deer punch to punch out one of the deer from the red/black plaid DSP, attach with Stampin' Dimensionals to the front of card.
- Final touch, add a silver Epoxy Essential Embellishment to both the left & right side of the *It's the best Time OF year* sentiment.

INSIDE OF THE GIFT CARD



Peaceful Deer Gift Card Holder Peaceful Prints


Terri Brumagim
tbrumagim@msn.com
<https://terribrumagim1.stampinup.net/>



[Peaceful Deer Bundle \(English\) - 156391](#)

Price: \$36.00

Add to Cart



[Peaceful Prints 12" X 12" \(30.5 X 30.5 Cm\) Specialty Designer Series Paper - 156628](#)

Price: \$0.00


Add to Cart



[Basic Black 8-1/2" X 11" Cardstock - 121045](#)

Price: \$8.75

Add to Cart



[Basic White 8-1/2" X 11" Cardstock - 159276](#)

Price: \$9.75

Add to Cart



[Black 3/8" \(1 Cm\) Glittered Organdy Ribbon - 147897](#)

Price: \$8.50

Add to Cart



[Real Red Classic Stampin' Pad - 147084](#)

Price: \$7.50

Add to Cart



[Tuxedo Black Memento Ink Pad - 132708](#)

Price: \$6.00


Add to Cart



[Lovely Labels Pick A Punch - 152883](#)

Price: \$23.00


Add to Cart



[Silver & Clear Epoxy Essentials - 155567](#)

Price: \$9.50

Add to Cart



[Mini Glue Dots - 103683](#)

Price: \$5.25

Add to Cart



[Stampin' Seal+ - 149699](#)

Price: \$12.00

Add to Cart



[Stampin' Dimensionals - 104430](#)

Price: \$4.00

Add to Cart



[Paper Trimmer - 152392](#)

Price: \$25.00

Add to Cart

Add All to Cart